
















Load Posting Limits, (tons)

Street Name	District	Boring Range	Class 5	Class 5	Class 6	Class 6	Class 7	Class 7	Class 9	Class 9	Notes	Axle Configurations/Vehicle Classifications
Western Rd	3	B1-B35	20000	10	25000	12	40000	20	55000	27	Overlay sections B-1 to B-35 to increase weight limits	Class 5 
80th St	3	B36-B40	18000	8	20000	10	30000	15	35000	17	Overlay sections B-36 to B-40 to increase weight limits	
68th St (D3)	3	B41-B50	20000	10	25000	12	40000	20	55000	27	Overlay sections B-41 to B-50 to increase weight limits	
44th St (D3)	3	B158-B160	No existing pavement									
Airport Rd	3	B217-B221	16000	8	25000	12	30000	15	35000	17	Overlay sections B-217 to B-221 to increase weight limits	Class 6 
Redland Rd	3	B222-B236	20000	10	30000	15	35000	17	50000	25	Overlay sections B-222 to B-236 to increase weight limits	
Lakeview Rd	3	B237-B241	20000	10	30000	15	35000	17	50000	25	Overlay section B-237 to B-241 to increase weight limits	
Country Club Rd	3	B242-B256	16000	8	25000	12	35000	17	40000	20	Overlay sections B-242 to B-256 to increase weight limits	
Burriss Rd	3	B257-B261	16000	8	25000	12	35000	17	40000	20	Overlay sections B-257 to B-261 to increase weight limits	Class 7 
Yost Rd (D3)	3	B262-B266	20000	10	30000	15	35000	17	40000	20	Overlay B-262 & reconstruct B-263 to B-266 to increase weight limits	
68th St (D3)	3	B314-B343	20000	10	30000	15	40000	20	50000	25	Overlay sections B-314 to B-343 to increase weight limits	
56th St (D3)	3	B344-B353	18000	9	25000	12	35000	17	40000	20	Overlay sections B-344 to B-353 to increase weight limits	
44th St (D3)	3	B354-B363	18000	9	25000	12	35000	17	40000	20	Overlay sections B-354 to B-363 to increase weight limits	Class 9 
Range Rd	3	B469-B478	16000	8	25000	12	30000	15	40000	20	Overlay sections B-469 to B-478 to increase weight limits	
Country Club Rd	3	B479-B498	16000	8	25000	12	35000	17	40000	20	Overlay sections B-479 to B-498 to increase weight limits	
Range Rd	3	B499-B503	16000	8	25000	12	30000	15	40000	20	Overlay sections B-499 to B-503 to increase weight limits	
44th St	3	B504-B518	16000	8	25000	12	35000	17	40000	20	Overlay sections B-504 to B-518 to increase weight limits	Class 9 
Vista Rd	3	B519-B528	16000	8	25000	12	35000	17	40000	20	Overlay sections B-519 to B-528 to increase weight limits	
S. Sangre Rd (D3)	3	B634-B638	12000	6	16000	8	22000	11	32000	16	Overlay sections from B-634 to B638 to increase weight limits	
S. Perkins Rd (D3)	3	B639-B643	16000	8	25000	12	30000	15	40000	20	Overlay sections from B-639 to B-643 to increase weight limits	
W. Knipe St (D3)	3	B644-B648	16000	8	25000	12	30000	15	40000	20	Overlay sections from B-644 to B-648 to increase weight limits	Class 9 
S. Jardot Rd (D3)	3	B649-B653	20000	10	30000	15	35000	17	45000	22	Overlay sections from B-649 to B-653 to increase weight limits	
E. 92nd St (D3)	3	B654-B668	14000	7	20000	10	28000	14	32000	16	Overlay sections from B-654 to B-668 to increase weight limits	
W. 80th St (D3)	3	B669-B688	16000	8	24000	12	30000	15	40000	20	Overlay sections from B-669 to B-688 to increase weight limits	
S. Husband St (D3)	3	B689-B696	20000	10	30000	15	35000	17	45000	22	Overlay all sections, priority on B-692 to B696 to increase weight limits	Class 9 
S. Boomer Rd (D3)	3	B697-B698	20000	10	30000	15	40000	20	50000	25	Load postings are based on the current structural capacity of the road.	
W. 44th St (D3)	3	B699-B701	20000	10	26000	13	30000	15	40000	20	Overlay sections B-699 to B-701 to increase weight limits	
W. 32nd St (D3)	3	B702-B721	16000	8	30000	15	35000	17	40000	20	Overlay all, priority on B-716 to B-721 to increase weight limits	
N. Brush Creek (D3)	3	B722-B731	No existing pavement									Class 9 
N. Fairgrounds Rd (D3)	3	B732-B736	20000	10	30000	15	50000	25	60000	30	Overlay sections B-732 to B-736 to increase weight limits	
S. Prairie Rd (D3)	3	B737-B741	16000	8	25000	12	35000	17	40000	20	Overlay sections B-737 to B-741 to increase weight limits	
E. McElroy (D3)	3	B742-B754	20000	10	30000	15	40000	20	60000	30	Overlay all, priority on B-742 to B-746 to increase weight limits	
S. Expo Circle (D3)	3	B755-B757	20000	10	28000	14	35000	17	40000	20	Overlay all, pave B-756 to B-757 to increase weight limits	Class 9 
N. Jardot Rd (D3)	3	B758-B767	18000	9	30000	15	35000	17	50000	25	Overlay sections B-758 to B767 to increase weight limits	
N. Fairgrounds Rd (D3)	3	B768-B780	20000	10	30000	15	40000	20	60000	30	Overlay sections from B-772 to B-780, pave sections from B-768 to B-771	
E. Yost Rd (D3)	3	B781-B790	20000	10	30000	15	45000	22	60000	30	Overlay sections from B-781 to B-790 to increase weight limits	
E. Airport Rd (D3)	3	B791-B800	20000	10	35000	17	45000	22	60000	30	Overlay sections from B-791 to B-800 to increase weight limits	Class 9 
E. Lakeview Rd (D3)	3	B801-B810	16000	8	25000	12	35000	17	40000	20	Overlay sections from B-801 to B-810 to increase weight limits	
N. Seadog Rd (D3)	3	B811-B815	12000	6	20000	10	23000	11	28000	14	Reconstruct to increase weight limits	
W. McMurty Rd (D3)	3	B816-B835	20000	10	30000	15	40000	20	50000	25	Overlay sections B-816 to B-835 to increase weight limits	
W. Lakeview Rd (D3)	3	B836-B845	16000	8	25000	12	35000	17	40000	20	Overlay sections B-836 to B-845 to increase weight limits	Class 9 
W. Lakeview Rd (D3)	3	B846-B851	20000	10	35000	17	40000	20	60000	30	Overlay sections B-846 to B-851 to increase weight limits	
W. McElroy Rd (D3)	3	B852-B857	20000	10	35000	17	45000	22	60000	30	Overlay sections B-852 to B-857, Reconstruct B-853 to increase weight limits	
N. Sangre Rd (D3)	3	B858-B860	No existing pavement									
W. Fremont St.	3	B861-B865	18000	9	24000	12	30000	15	40000	20	Overlay sections B-861 to B-865 to increase weight limits	Class 9 
W Kirk St	3	B866-B870	18000	9	24000	12	30000	15	40000	20	Overlay sections B-866 to B-870 to increase weight limits	
E. Knipe St	3	B871-B875	18000	9	24000	12	30000	15	40000	20	Overlay sections B-871 to B-875 to increase weight limits	
E. 140th St	3	B876-B905	20000	10	30000	15	35000	17	50000	25	Overlay sections from B-876 to B905 to increase weight limits	
S. Prairie Rd (D3)	3	B906-B910	No existing pavement									Class 9 
S. Brush Creek Rd	3	B911-B915	16000	8	22000	11	26000	13	32000	16	Overlay sections B-911 to B915, prioritize B-911 to B-914, to increase weight limits	
S. Fairgrounds Rd	3	B916-B935	20000	10	30000	15	45000	22	60000	30	Overlay sections B-916 to B935 to increase weight limits	
S. Fairgrounds Rd	3	B936-B938	20000	10	30000	15	45000	22	60000	30	Overlay sections B-936 to B938 to increase weight limits	
S. Prairie Rd (D3)	3	B939-B948	16000	8	22000	11	28000	14	32000	16	Overlay sections B-939 to B-948 to increase weight limits	Class 9 
E. 92nd St (D3)	3	B949-B953	16000	8	22000	11	28000	14	32000	16	Overlay sections B-949 to B-953, prioritize B-949, to increase weight limits	
E. 122nd St	3	B954-B963	18000	9	24000	12	30000	15	40000	20	Overlay sections B-954 to B-963, prioritize B-969 to B-963, to increase weight limits	
S. Prairie Rd (D3)	3	B964-B965	14000	7	20000	10	24000	12	0	0	Overlay sections from B-964 to B-965 to increase weight limits	
w. Vinco Rd	3	B966-B993	16000	8	25000	12	34000	17	40000	20	Overlay sections B-966 to B-993 to increase weight limits	Class 9 
S. Sangre Rd (D3)	3	B994-B996	14000	7	22000	11	28000	14	34000	17	Recommend reconstruct sections B-994 to B-996 to increase weight limits	
W. 56th St	3	B997-B1000	14000	7	22000	11	28000	14	36000	18	Recommend reconstruct sections near B-997 to B-998 and overlay sections near B-999 to B-1000 to increase weight limits	